



INSTITUTE
FOR HIGHER
EDUCATION
LEADERSHIP
& POLICY



Milestones and Indicators for Postsecondary Success

Nancy Shulock

Institute for Higher Education Leadership & Policy

Sacramento State University

www.csus.edu/ihelp



Presentation to PATHWAYS to Postsecondary Success

UCLA

June 23, 2011



Key Topics

- California Community College (CCC) Context
- Origin and advantages of new indicator framework
- Analysis of CCC data
- Closer look at performance gaps
- Relevance to policy and practice

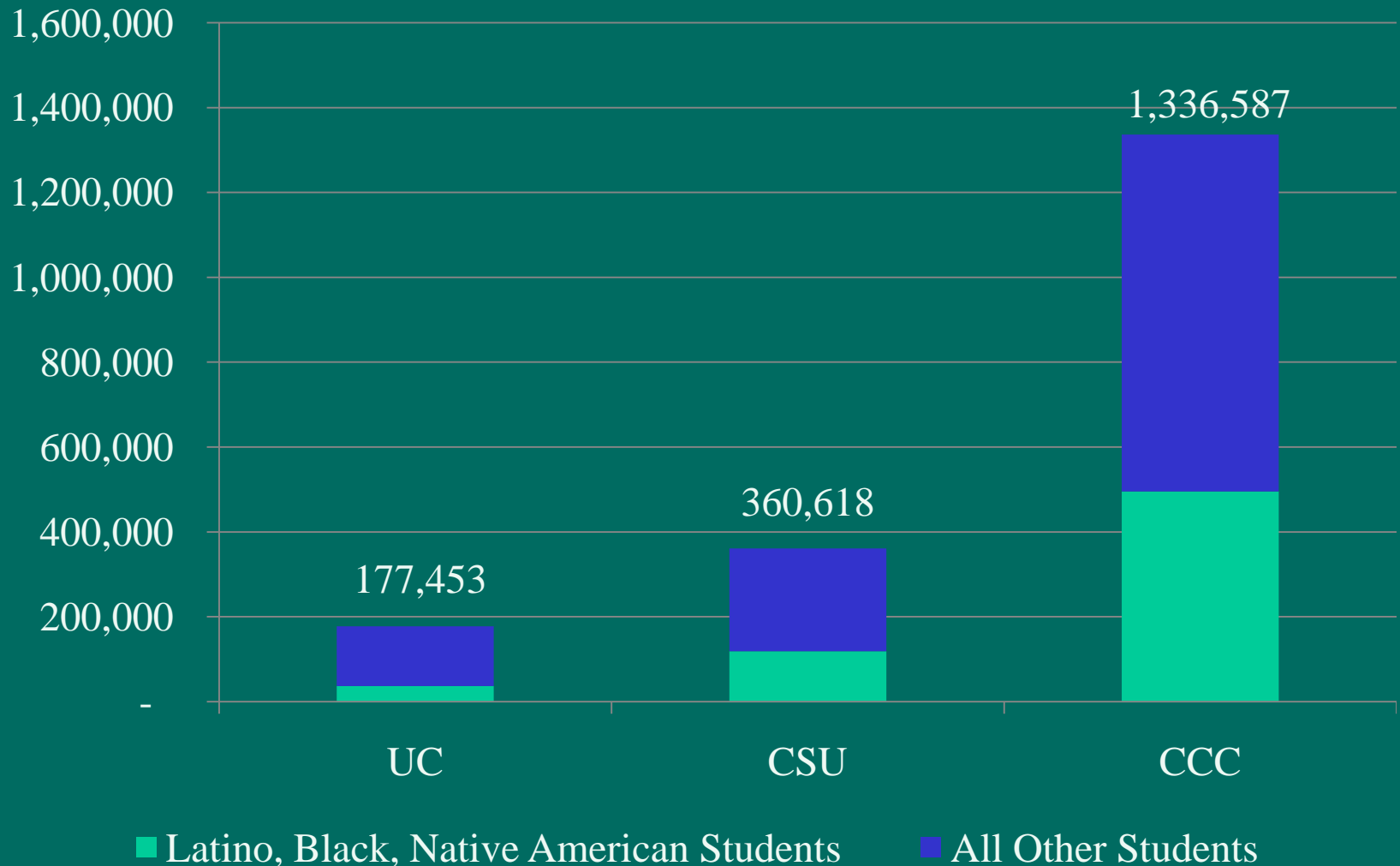


The Challenges



- Most students not prepared for college work
- Most attend part-time; work too much
- Inadequate college budgets
- Low completion rates
- Huge and complex CCC system
- CCC students are the future CA workforce
 - 75% of public postsecondary enrollments; 80% of Latinos
 - Latino % of working-age pop. from 34% to 50% by 2040
 - 16% of working-age Latino adults have a college degree (associate or higher), compared to 50% of white adults

Community Colleges Enroll Most Undergraduates – and Large Portion of Latino and Black Populations



Now What?!!



Traditional Measures Insufficient

- Generally limited to retention and graduation rates, and transfer for community colleges
- Ignore intermediate outcomes
- Offer no guidance on:
 - Where and why students fall off the pathway
 - What colleges can do to improve



Research Literature a Valuable Source of Information

- Began with literature review on student success
- Consensus that graduation most likely when:
 - Higher income
 - Parents went to college
 - Good academic preparation
 - Enroll soon after high school graduation
- More helpful: research points to
 - Achievements along the college pathway that may give students momentum
 - More successful academic patterns



A Framework for Better Analysis

Two components (based on literature review)

- ***Milestones*** – to better understand the problem
 - measurable, intermediate educational achievements that students reach along the path to degree completion
- ***Success Indicators*** – to point to solutions
 - academic patterns that predict the likelihood that students will reach milestones

Milestones

- Retention
- Complete needed remediation
- Transition to college-level coursework
- Earn one year of college-level credits
- Complete general education (GE)
- Complete a community college transfer curriculum
- Transfer from community college to university
 - Without completing curriculum
 - After completing curriculum
- Complete certificate or degree

Success Indicators

Remediation:

- Begin coursework in first term

Gateway Courses:

- Complete college-level math/English in the first year or two
- Complete a college success course

Credit Accumulation and Related Academic Behaviors:

- High rate of course completion
- Complete 20-30 credits in first year
- Earn summer credits
- Enroll full time
- Enroll continuously, without stopouts
- On-time registration for courses
- Maintain adequate academic performance



California Community Colleges Analysis

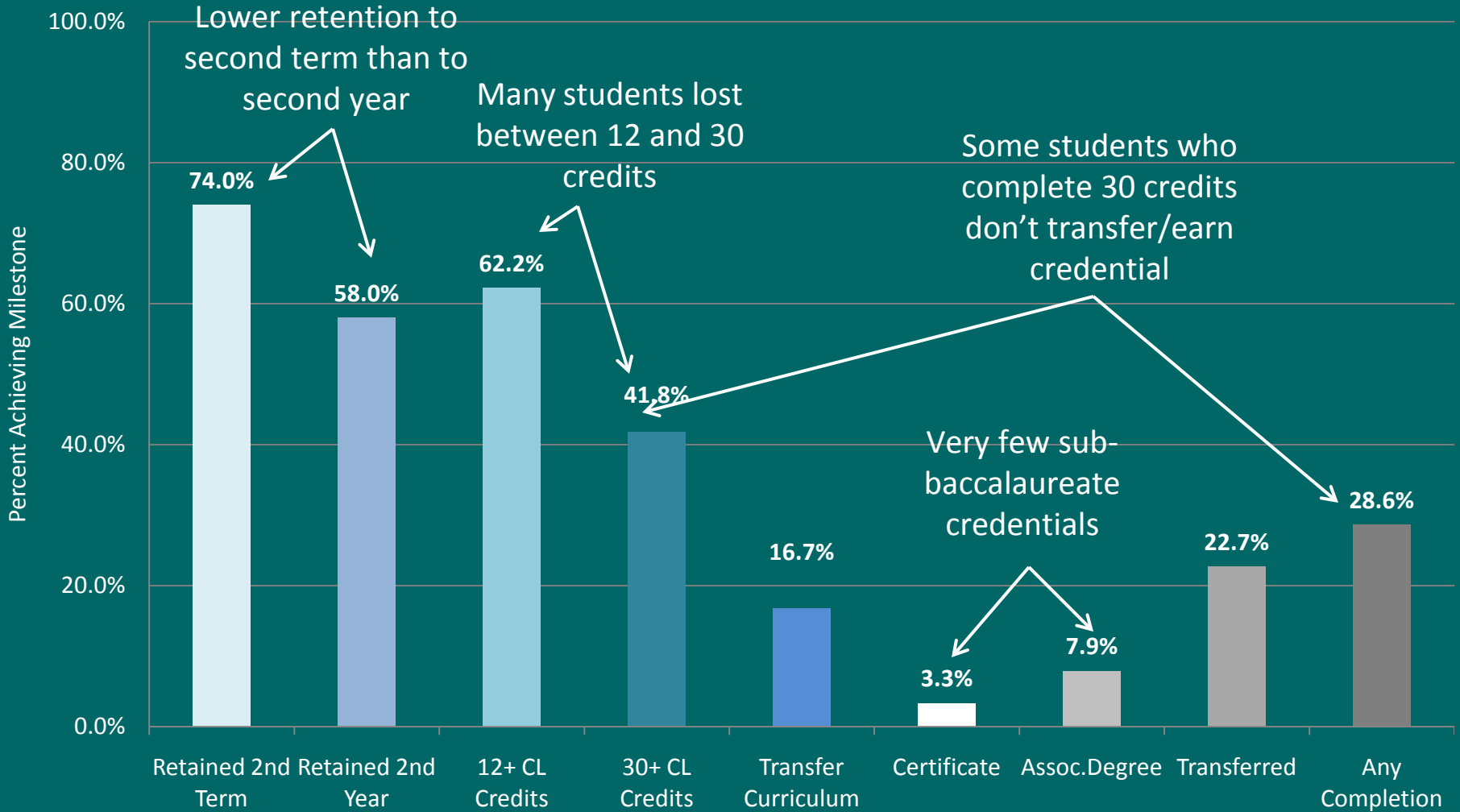
Cohort for *Steps to Success*

- All first-time credit students in 2000-01, tracked over 7 years
- Subset of “degree seekers” (> 6 units in year 1); 63% of total
- N = 247,493
- Limitations – no info on SES, academic preparation

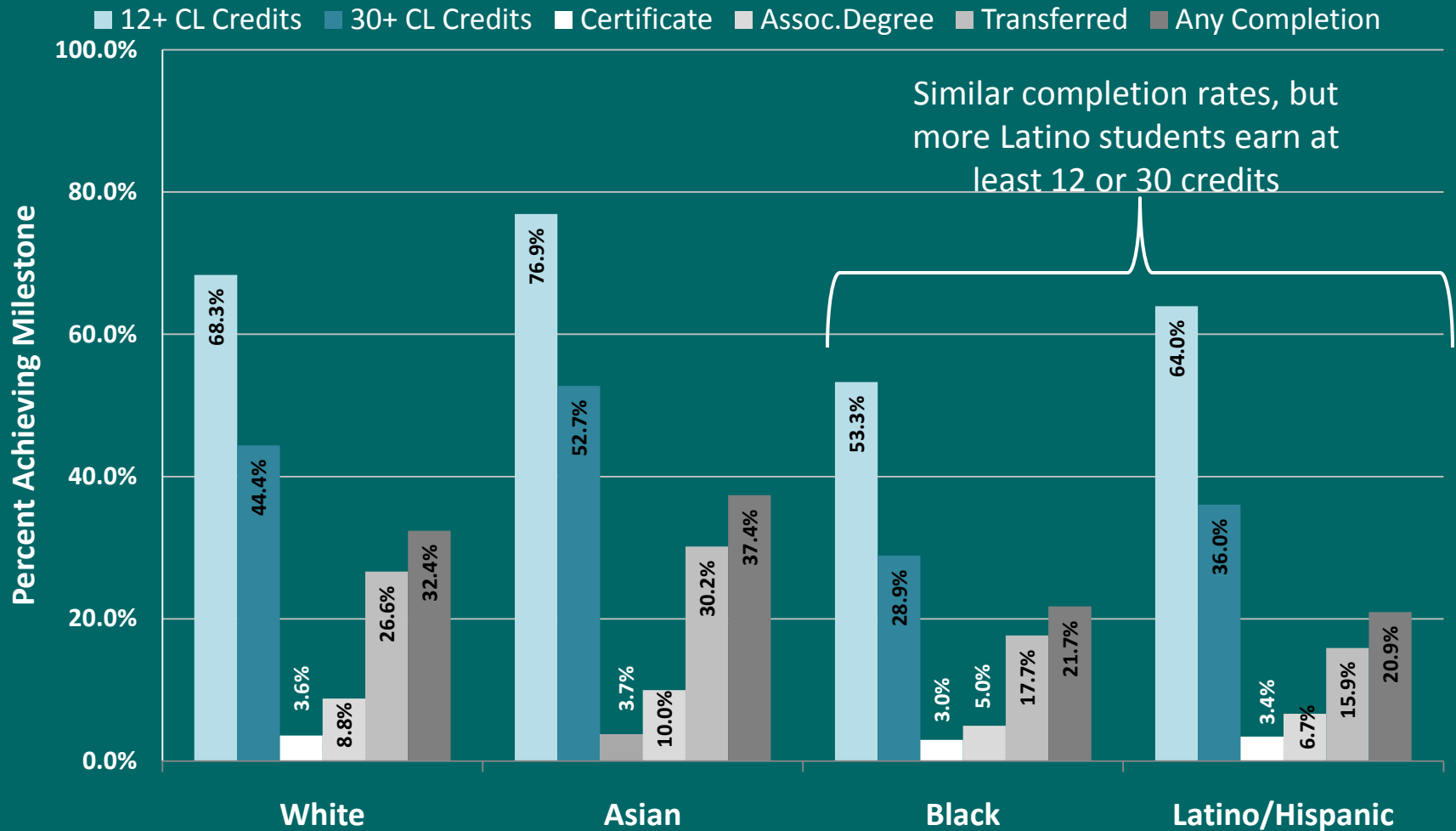
Data Files

1. Student information
2. Course enrollments over the 7 years, by term
3. Course information
4. Degrees, certificates awarded within that period
5. Transfers to universities within that period
6. Financial aid (fee waiver)

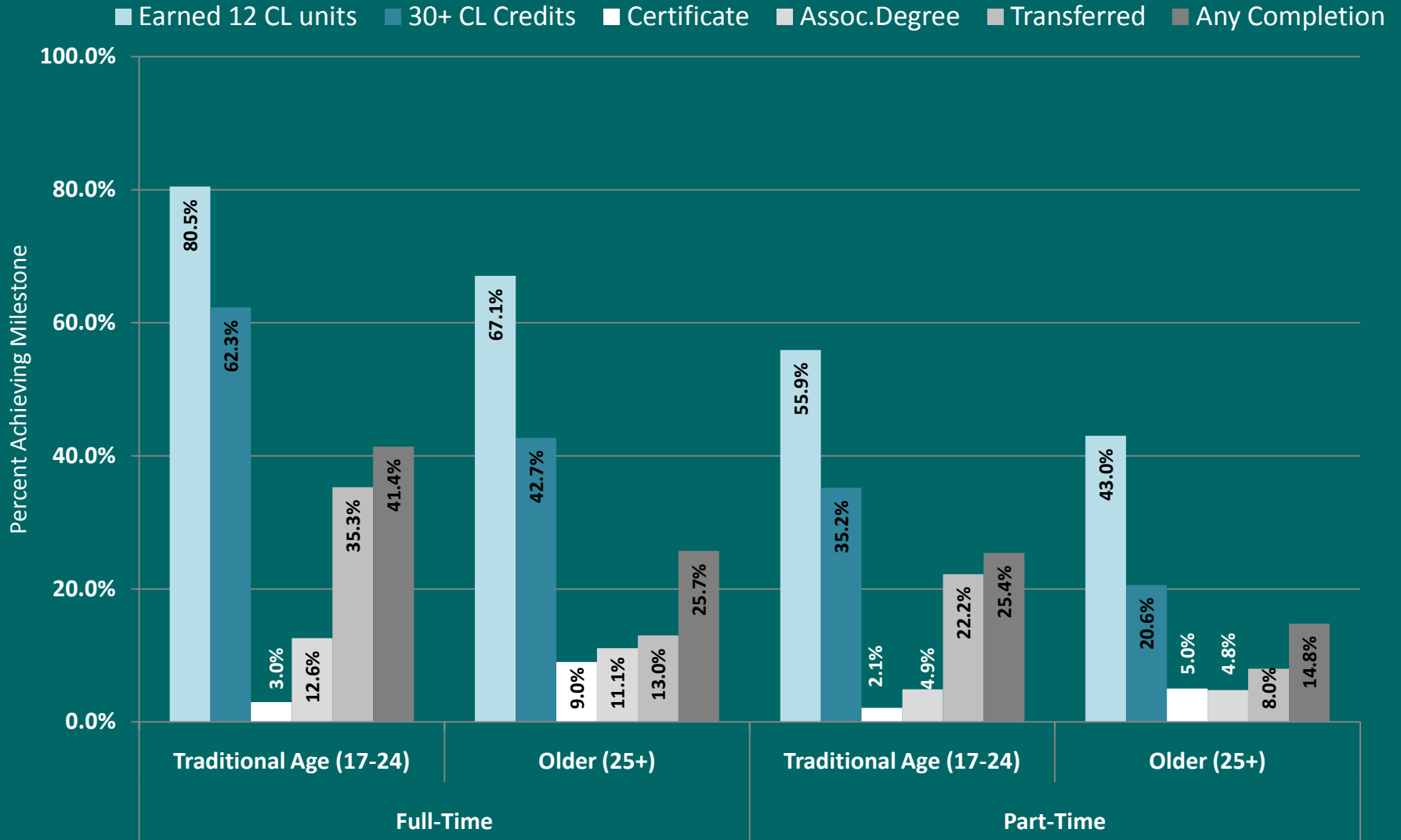
Milestones Point to Where Student Progress Stalls



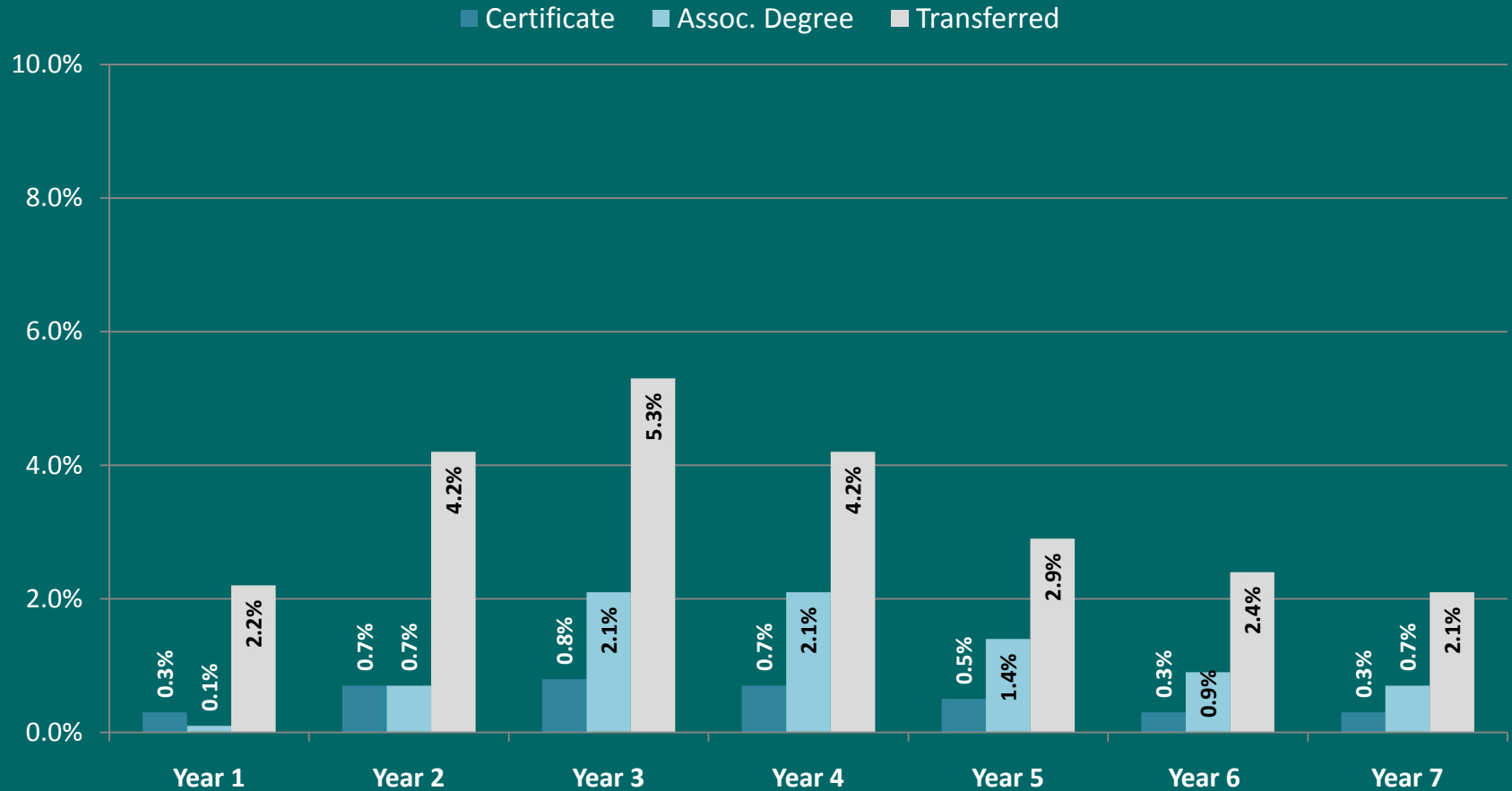
Differences in Achievements Among Groups



Milestone Achievement Among Degree Seekers by Age and Enrollment Status



Percent of Degree Seekers Completing a Certificate, Degree, or Transfer in Each Year



Success Indicators are Validated in the Data
(See *Steps to Success* Appendix on p. 17)

Percent Who Completed (Certif/Assoc/Transfer)
by Success Indicator Behavior - Yes/No

Success Indicator:	<u>Yes</u>	<u>No</u>
CL math within two years	61%	22%
CL English within two years	51%	21%
Summer credits	45%	15%
Full-time in first term	39%	21%
On-time course registration	32%	24%
Continuous enrollment	36%	29%

Early Credit Accumulation Important Even for Short-term Outcomes

Milestone:	20+ First-year Credits?	
	<u>Yes</u>	<u>No</u>
Retention to 2nd year	89%	43%
Earn 12+ college-level credits	98%	51%
Earn 30+ college-level credits	87%	28%
Earn certificate	6%	2%
Earn associate degree	21%	4%
Transfer	46%	16%

Importance of Student Support

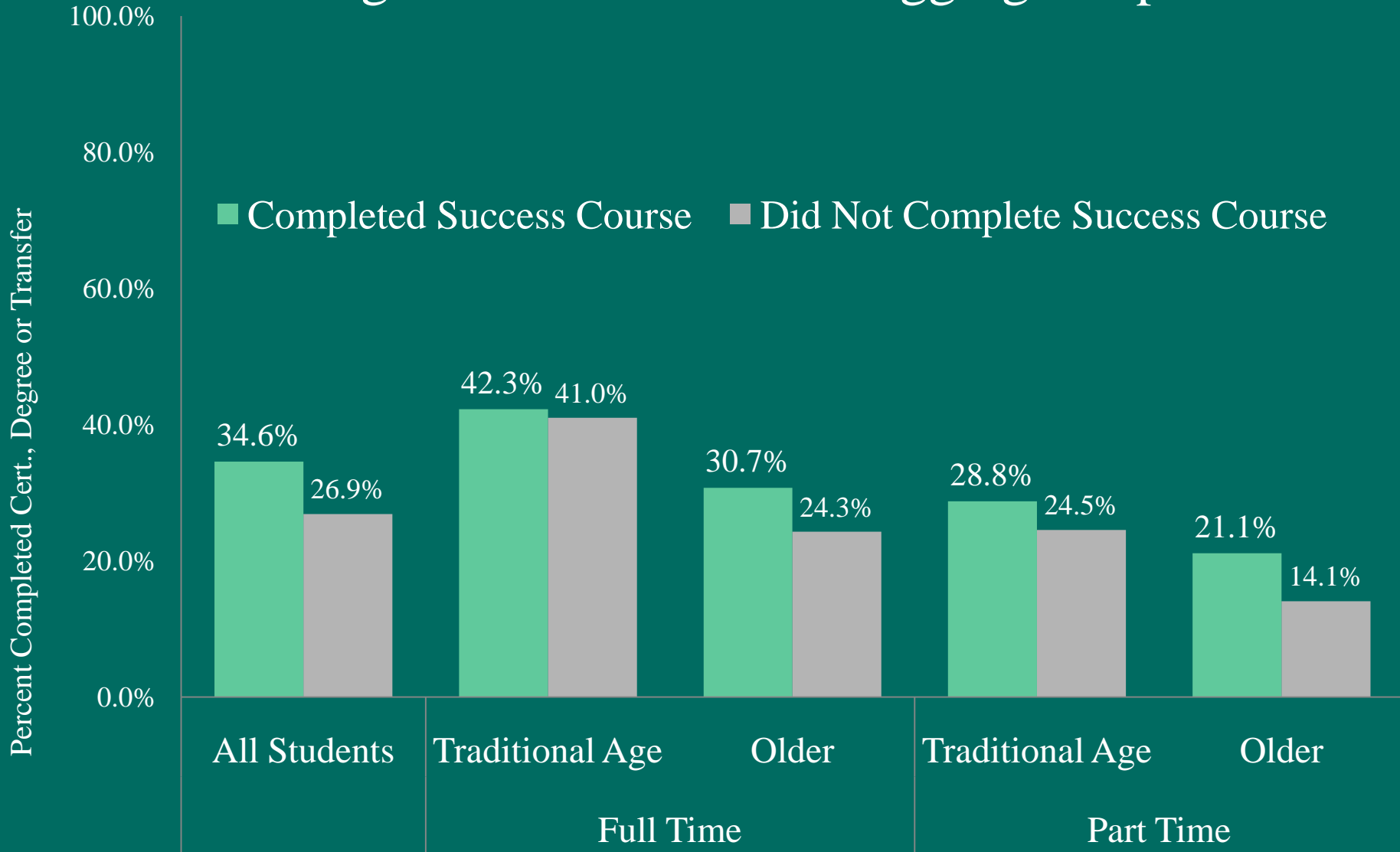
Milestone:	College Success Course?	
	<u>Yes</u>	<u>No</u>
Retention to 2nd year	73%	54%
Earn 12+ college-level credits	77%	58%
Earn 30+ college-level credits	59%	37%
Earn certificate	3%	3%
Earn associate degree	12%	7%
Transfer	27%	21%



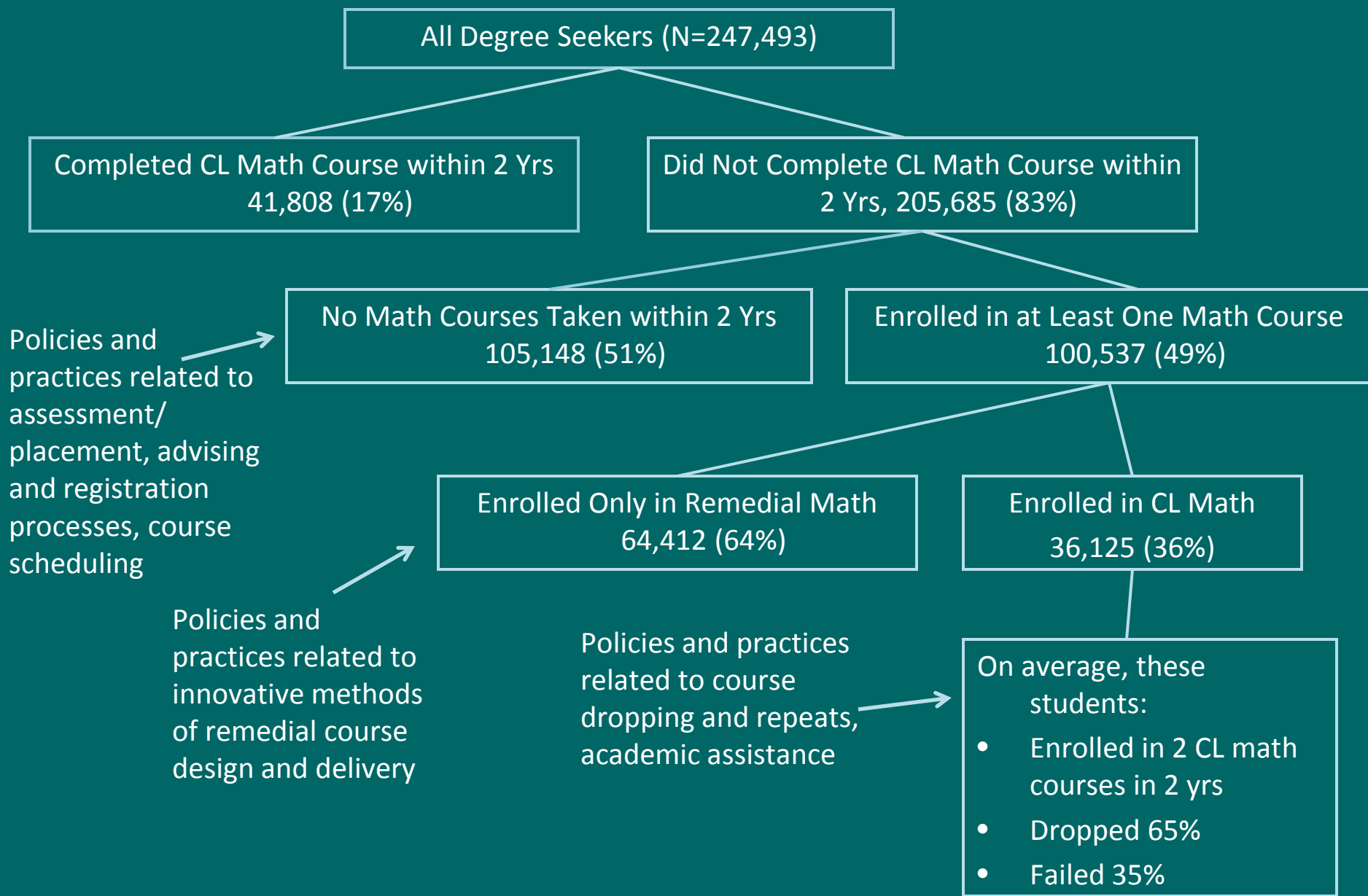
Regression Analysis Confirms Relationships

- Success indicators predict completion after controlling for:
 - Age, Gender, Race/ethnicity
 - Academic preparation (separate study of FL)
 - Financial aid receipt
 - Institutional effects
- Significant predictors when applied just to specific groups (older students, racial/ethnic group)
- *Colleges can't change demographics but they can affect these academic and course-taking patterns*

College Success Course – Digging Deeper



Digging Deeper into Problems Can Point to Solutions



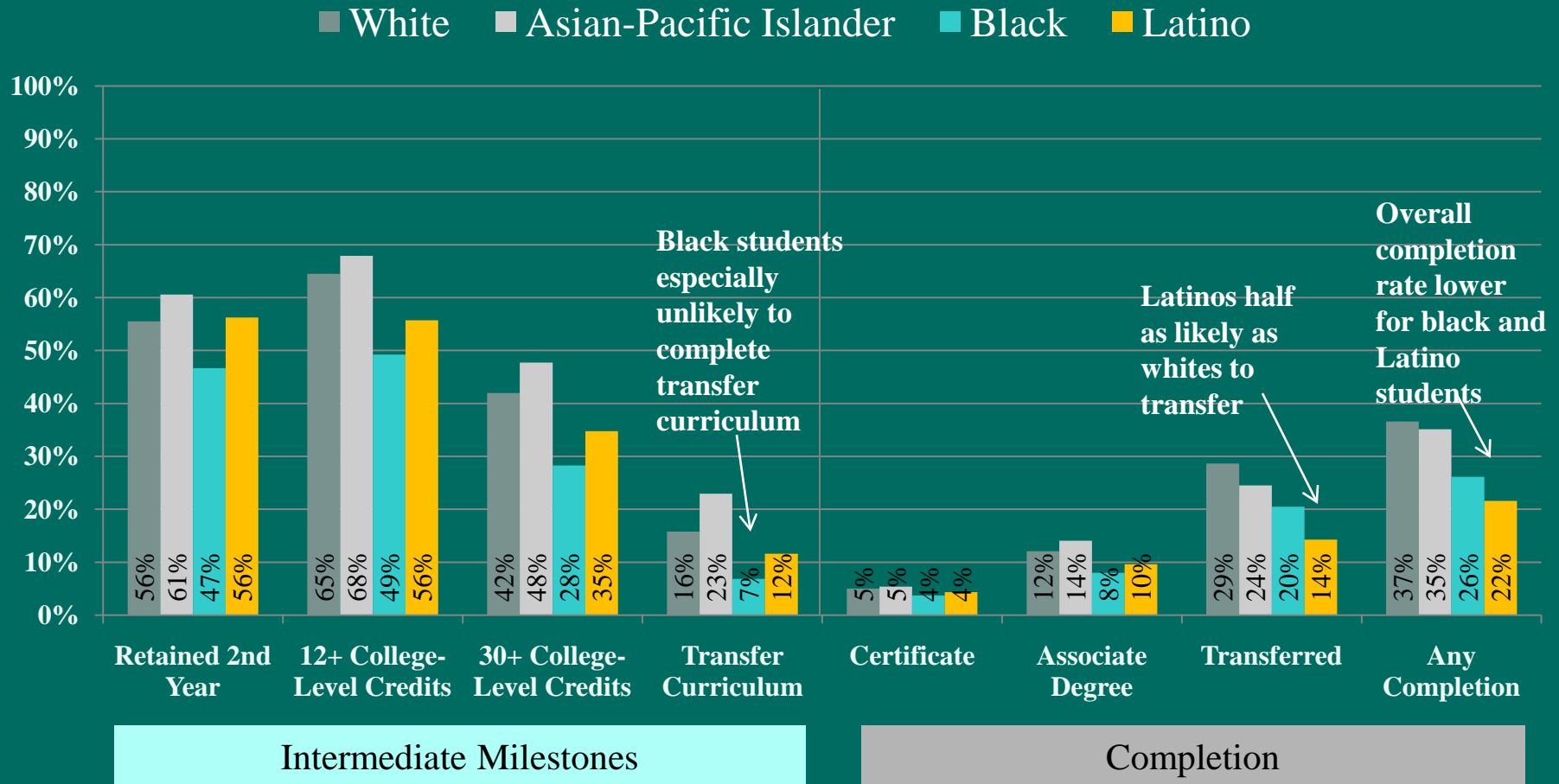
Some Examples of Applying Results to Changing Policy and Practice

Problem Identified	Possible Changes
Low percentage of developmental education students completing remediation	<ul style="list-style-type: none"> • Require early enrollment in remedial coursework • Redesign developmental courses into modules • Contextualized developmental ed for vocational programs
Low percentage of students completing math early	<ul style="list-style-type: none"> • Better align curriculum and assessments with high schools to improve college readiness • Early advising that focuses on importance of taking math early • Innovative developmental math instruction
Low percentage of students reach a threshold of credit accumulation in the first year	<ul style="list-style-type: none"> • Increase financial aid to encourage full-time attendance • Increase use of college success courses, early advising, etc. • Charge lower per-credit fees for enrolling in a full-time credit load
Relatively low rate of completing courses (i.e., many course drops and failures)	<ul style="list-style-type: none"> • Allocate portion of funding on course completion in addition to census enrollment • Early alert systems and improved tutoring services • Limit course drops and repeats and late registration

A Focus on Performance Gaps



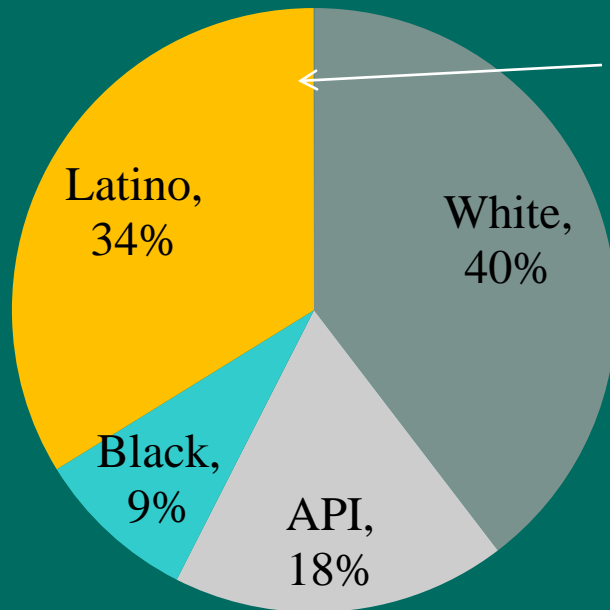
Latino and Black Students Less Likely than White and Asian Students to Reach Milestones



Note: students can be double-counted in the certificate, associate degree, and transfer measures

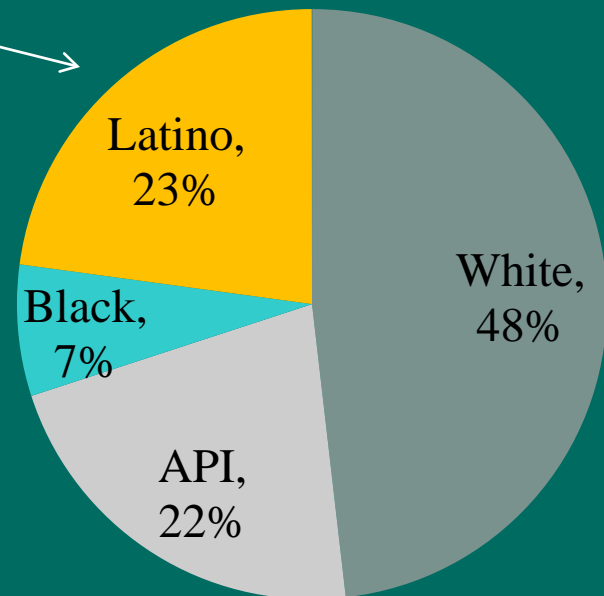
Under-Represented Minority Students are a Smaller Share of “Completers” than of Degree Seekers

Degree Seekers

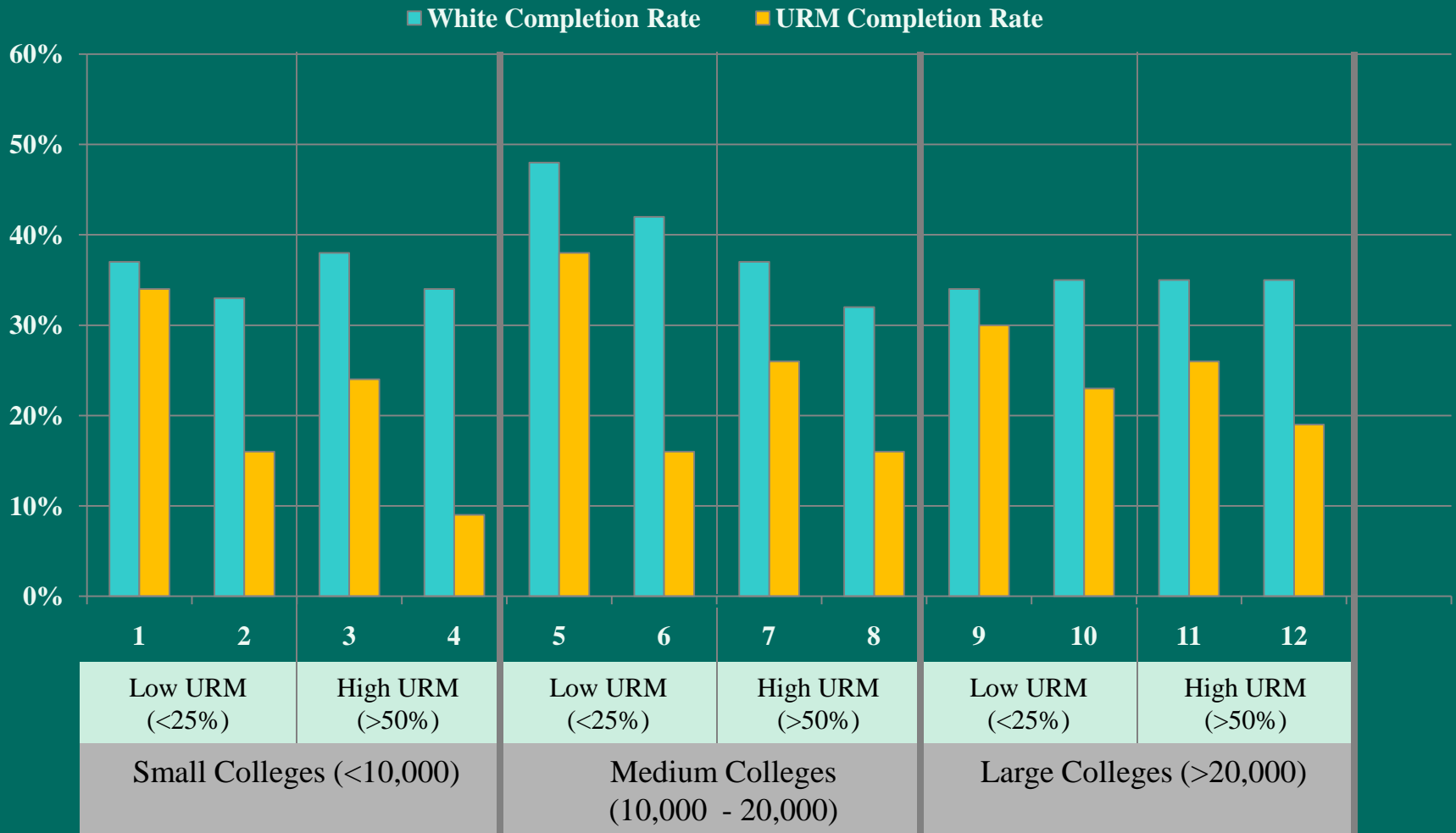


Latinos were 1/3 of degree-seekers but < 1/4 of completers

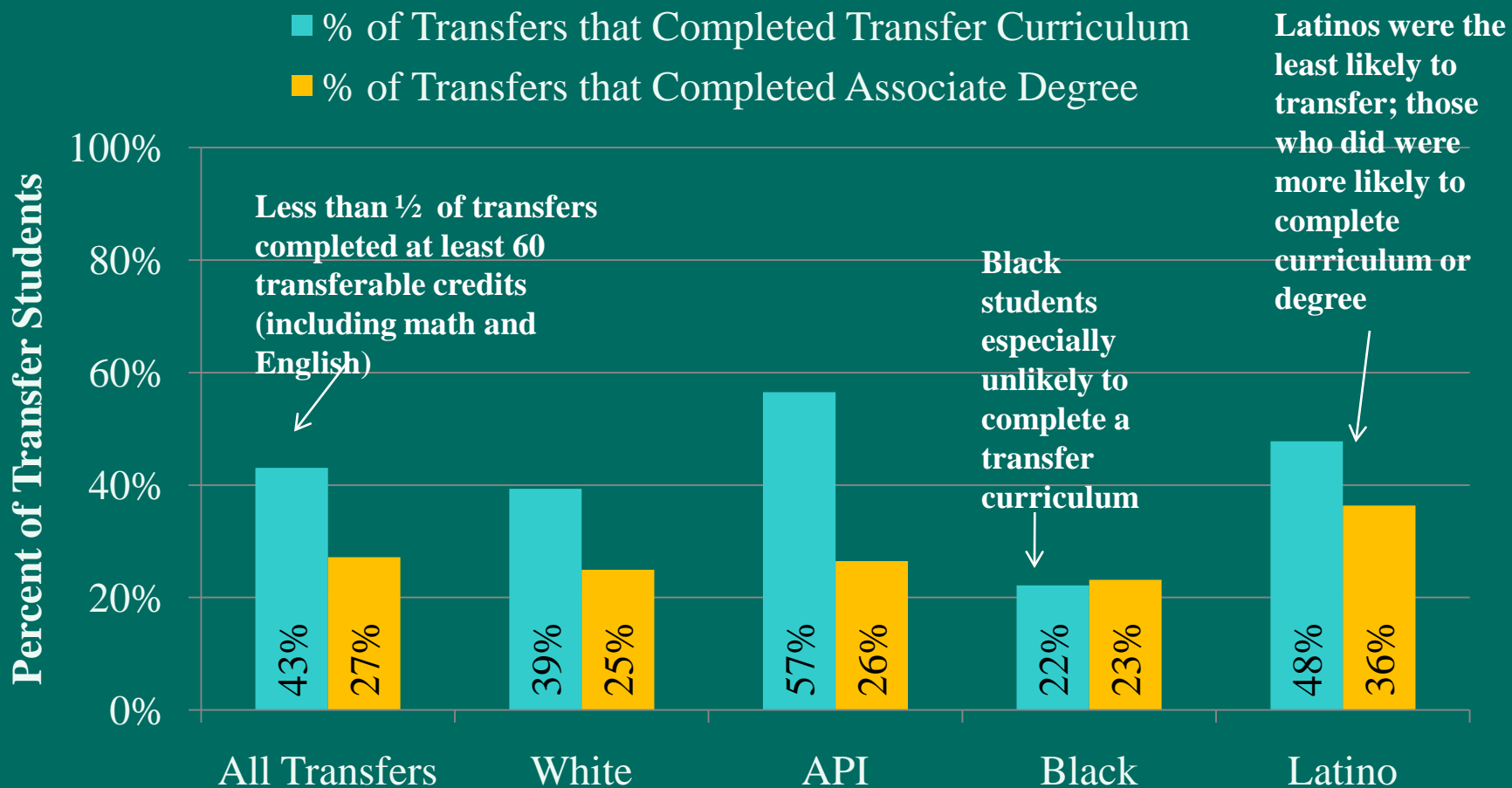
Completers



Demographics are Not Destiny: Colleges of Similar Size and Demographic Profile Produce Very Different Outcomes

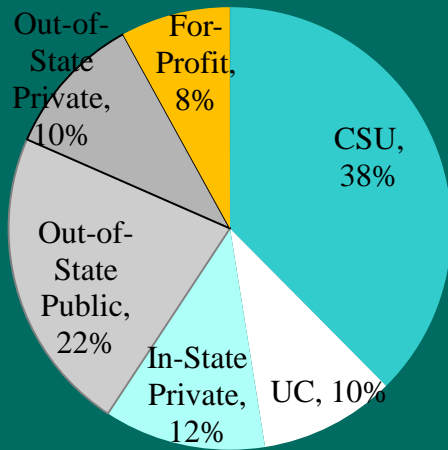


Transfer Doesn't Mean Completing Two Years of Credit, Especially for Black Students

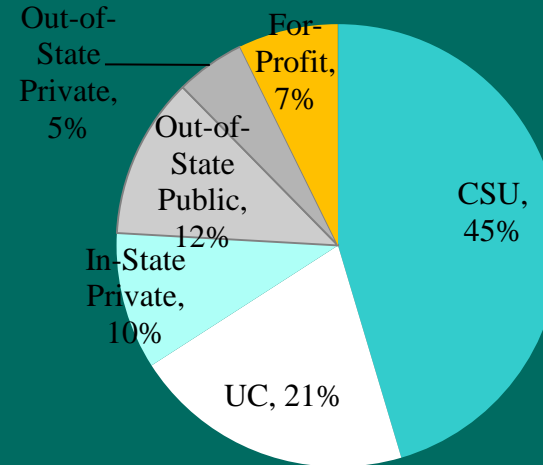


Transfer Destination Varies by Race/Ethnicity

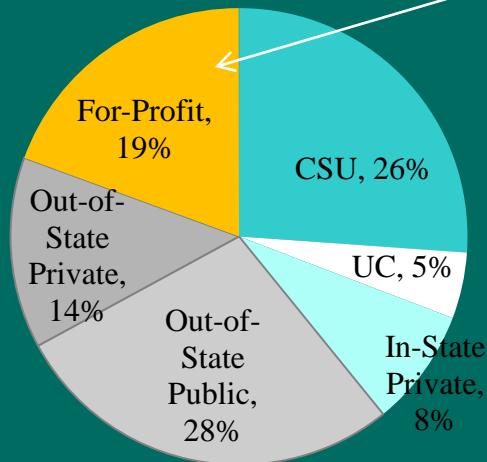
White Transfer Students



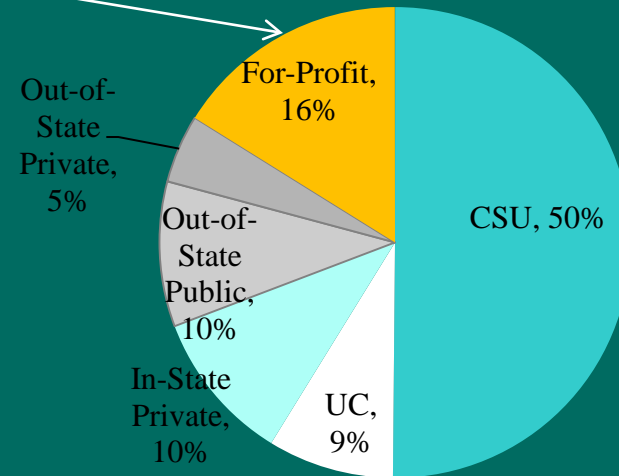
API Transfer Students



Black Transfer Students









Latino Transfer Students



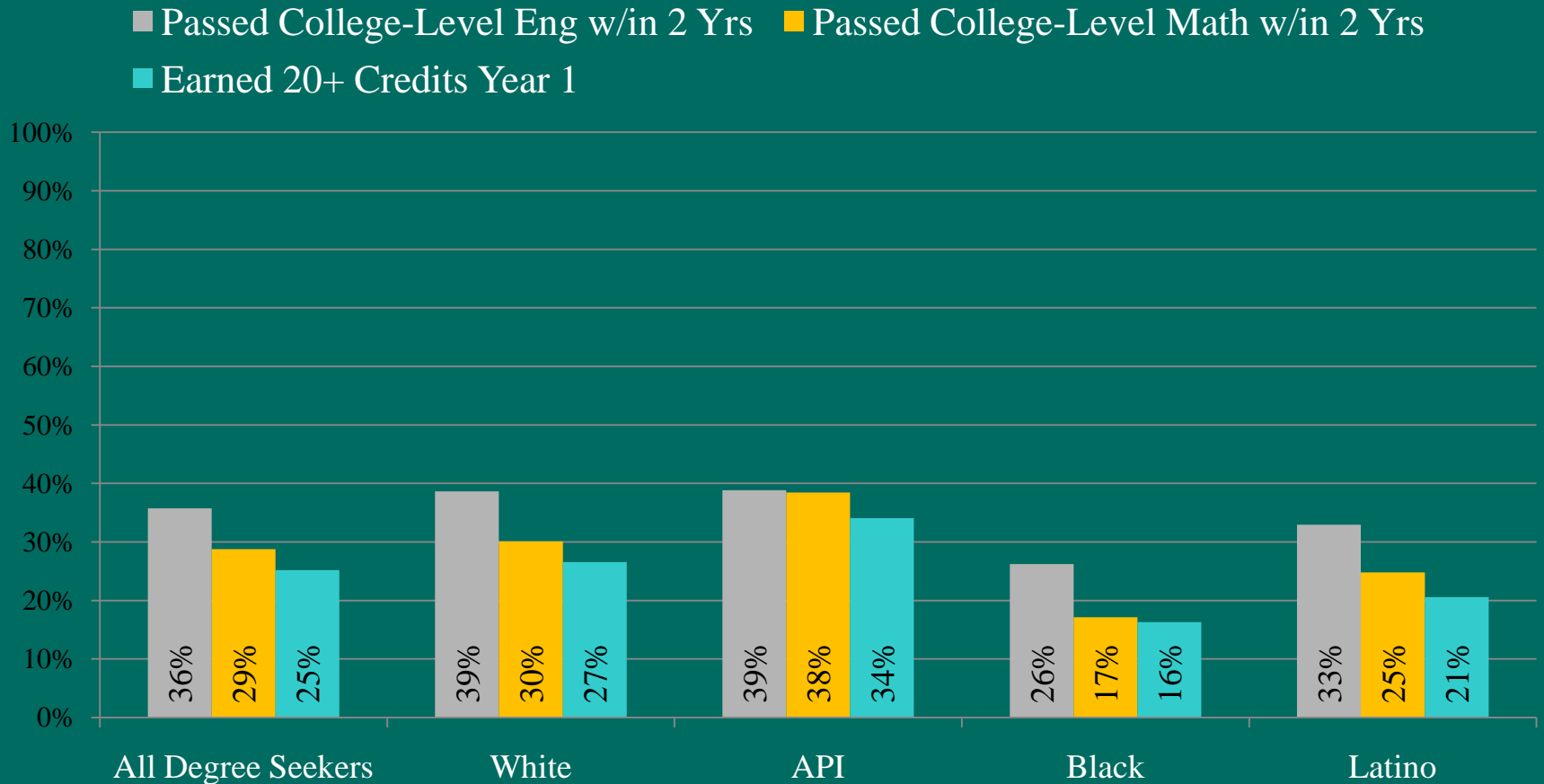
Black and Latino students twice as likely as white and API students to enroll in a for-profit institution

More Examples of Success Indicators from Newer Cohort

- Passed college-level English within 2 years?
 - Yes  50% completed
 - No  20% completed
- Passed college-level math within 2 years?
 - Yes  55% completed
 - No  21% completed
- Accumulated at least 20 credits in first year?
 - Yes  59% completed
 - No  21% completed

Few Students Follow Successful Enrollment Patterns

Racial Gaps Appear Here as Well

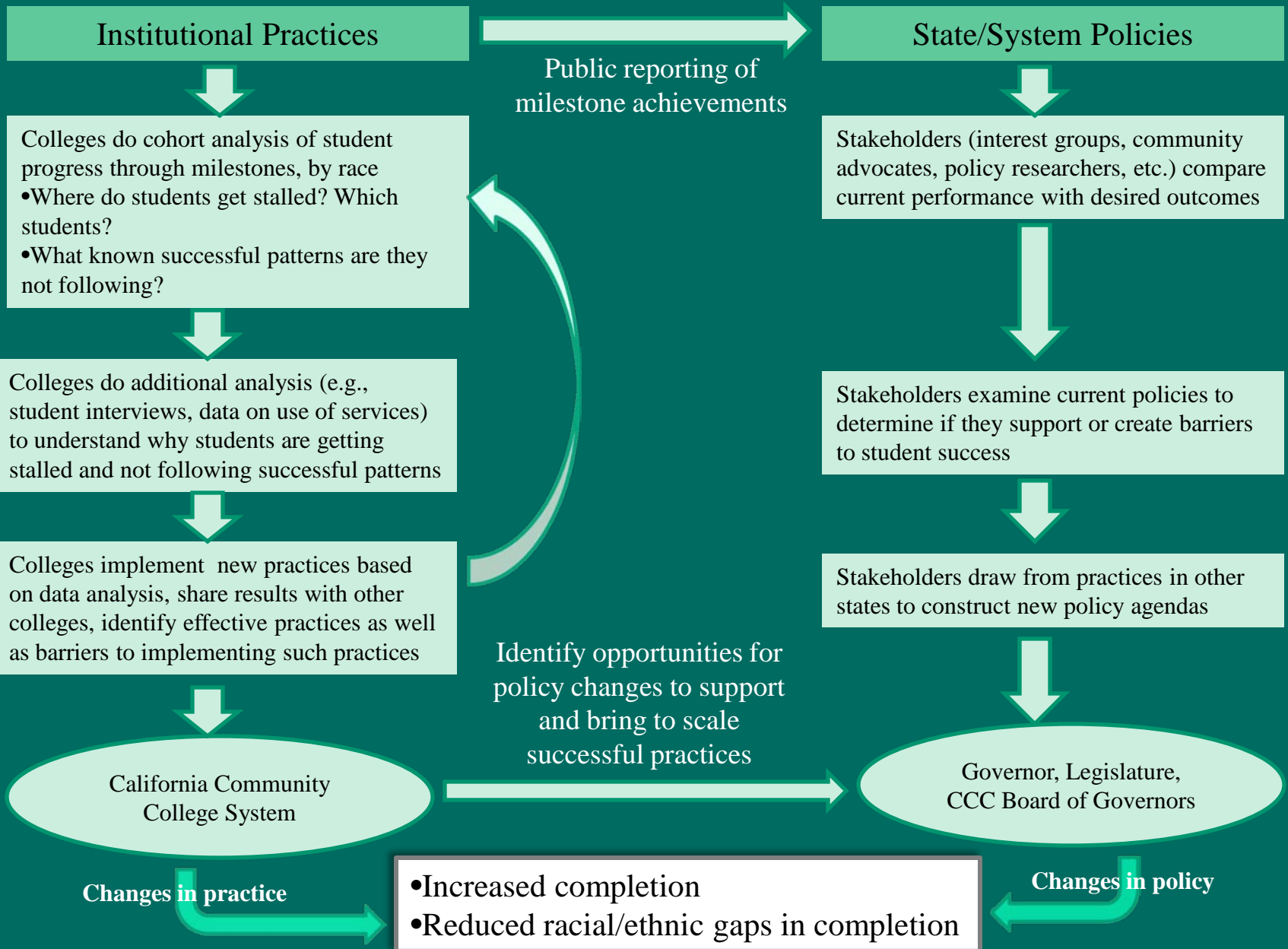




Recommendation: Use Milestone/Indicator Framework to Increase Student Success

- The Chancellor's Office should coordinate a system-wide effort to analyze cohort data for every college
 - College set goals for improving completion/reducing gaps
 - Colleges use common set of milestones/success indicators
 - Supplement cohort analysis (interviews, campus data)
 - Formal process to share practices and their impact
- Colleges publicly report milestone data by race/ethnicity
- Colleges identify common policy barriers

A Model for Improving Student Outcomes





INSTITUTE
FOR HIGHER
EDUCATION
LEADERSHIP
& POLICY

IHELP Contact Information

Reports and presentations: www.csus.edu/ihelp

(916) 278-3888

nshulock@csus.edu

Series of reports on community college student success:

Rules of the Game, February 2007

Beyond the Open Door, August 2007

Invest in Success, October 2007

It Could Happen, February 2008

Crafting a Student-Centered Transfer Process in CA, August 2009

Steps to Success, October 2009

Divided We Fail, October 2010

The Road Less Traveled, February, 2011