




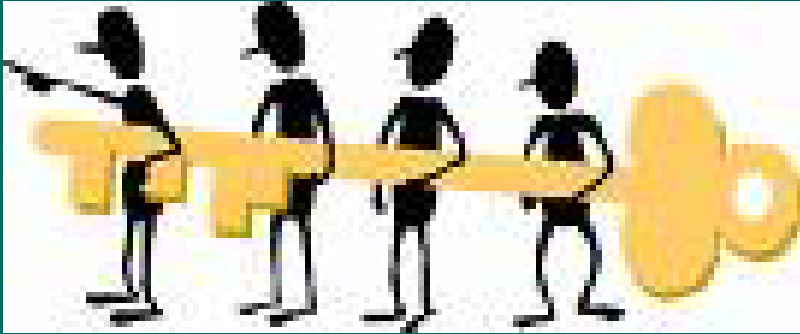
INSTITUTE
FOR HIGHER
EDUCATION
LEADERSHIP
& POLICY

Community College Transfer: Obstacles and Barriers



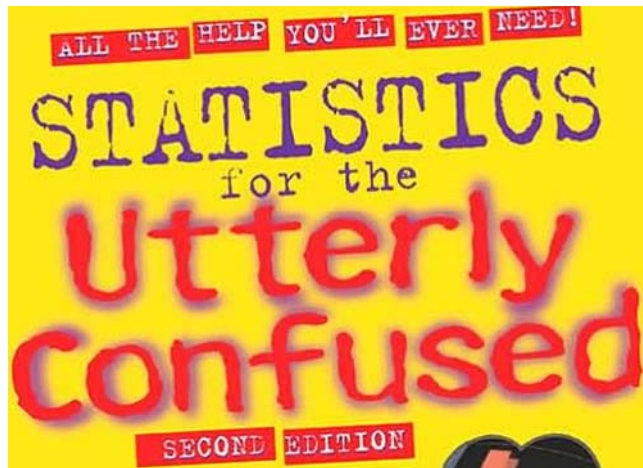
Nancy Shulock

Presentation to Hechinger Institute on Education and the Media
Teachers College, Columbia University
September 15, 2008



Key Points

- It's not all about transfer
- Beware of transfer rates
- State policy can help or hinder
 - A look at barriers and emerging models



Issues in Transfer Rate Reporting

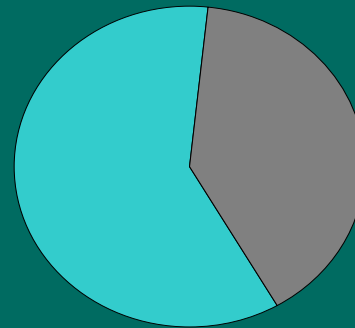
- Who is in the cohort (denominator)
 - Who wants to transfer?
 - Only full-time students?
- Who is counted as a transfer (numerator)
 - Transfer to other two year colleges
 - Transfer to *any* four-year institution
 - Transfer with far fewer than 60/64 units

Policies to Promote Access

Incoming CCC Students
1999-2000

520,407
Students

Degree-
Seekers: 60%

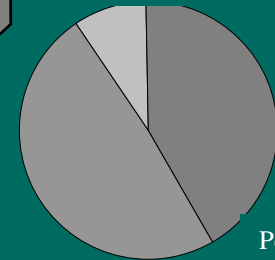


Non-Degree-
Seekers: 40%

206,373
Students

Job Skills:
49%

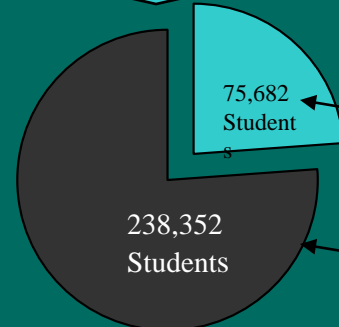
Basic
Skills: 9%



Personal
Enrichment:
42%

314,034
Students

Policy Barriers
to Completion



Complete
Certificate, Degree
or Transfer within
6 Years: 24%

Do Not Complete
within 6 Years: 76%

75,682
Students

238,352
Students

Barriers to Completion and Transfer


Barriers to completion, generally:

- Enrollment-based funding
- Inadequate funding for student support
- Inadequate financial aid => part-time enrollment
- Ineffective remedial ed policies



Barriers to Transfer:

- Lack of clear pathways
- Institutional autonomy – no statewide “articulation”





Emerging Models

- Statewide general education pattern
 - All lower division GE must transfer
- Transfer associate degree
 - Problem: major preparation; no junior status
- Multiple transfer associate degrees
 - GE and variable balance depending on major
- Major pathways, short of associate degree (CA)
- More transferable career tech coursework